

Research & Monitoring

Monitor Overview

Equity Monitors

Index Monitors

Sector Monitors

Foreign Exchange Monitors



As one of the first providers in Europe, we offer institutional investors, financial intermediaries, banks, insurers as well as private individuals active financial market analyses based on "new finance" in the fields of global sectors, equities and currencies.

For this purpose we consult closely with distinguished academics. Drawing upon academic and practical insights, we have for over 20 years drawn up financial analyses that are published under the heading of "Monitor" in what is now the eighth revised "Generation".

Public finance is a young discipline. It comprises the elements of old finance (financial analyses pursuant to Graham and Dodd), modern finance (efficient market hypothesis) and new finance (behavioural, neuro and evolutionary finance). Behavioural finance and its sub-discipline neurofinance address the interpretation of information and the expectations that are derived from this. Evolutionary finance examines the evolution of expectations at the aggregate level, and its impact on the future development of the market.

New finance – putting the future into practice.

In contrast to old and modern finance, "new finance" knows that information is subjective. Heterogeneous expectations are assumed. The use of different investment models, including computer-based models, is a fact that is put into practice. Different models are successful at different times. Our ongoing approach is based upon discovering currently successful models at an early stage.

Applying academic and practical insights, quantitative analyses are conducted in the fields of

- *Equities*
- *Indices*
- *Global sectors*
- *Foreign exchange*

enabling sample predictions to be made and conclusions to be reached on the basis of this.

*The following Monitors indicated with an * may be made available exclusively to suitable counterparties (banks, insurers, pension funds, asset managers, central banks, state institutions) and professional investors.*

Practical application – our abstraction.

There are two parties on the stock exchange: The bulls and the bears. Both parties comprise a coalition of shifting populations that disagree on the methods used to reach their decisions, but that probably foster similar expectations.

The different approaches cause shifts in the composition and momentum of the two parties. For example, a population of value investors will typically move from the bull party to the bear party more quickly than momentum investors. The same mechanism sees parties move from the bear party to the bull party.

The start, growth and end of the migration of populations between these two parties is the central element of our model.

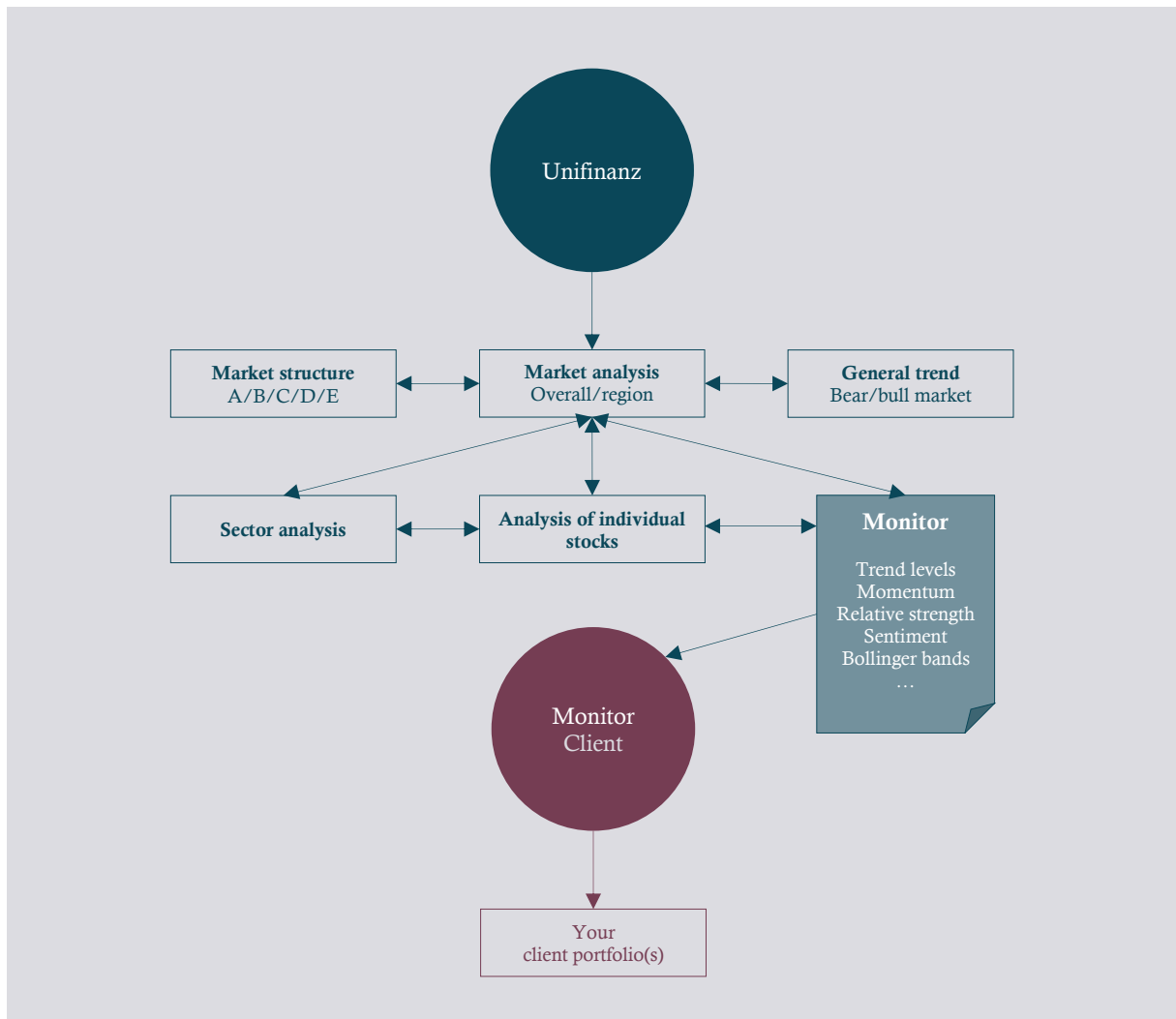
We cast a net over the stock exchange that shows where homogeneous groups are forming in derogation of the principle of heterogeneous expectations. To achieve this, we analyse:

- Whether or not many protagonists are acting in a corresponding manner at many locations in accordance with an identifiable, homogeneous pattern (party-forming question);
- Which party comprises a homogeneous population acting in a corresponding manner at many locations in accordance

with an identifiable pattern (identification of the homogeneous and the heterogeneous party, pertaining to countries as well as to sectors);

- Whether or not changes in behavioural patterns are identifiable (determining the growth, stagnation and disintegration of the parties);
- How long the matching patterns have already existed (processing the time question to determine signs of wear).

This approach enables us to identify at an early stage the market structure that determines how the market handles news. The following chart shows how this works.



With our Monitor products, we supply specific and clear information in the fields of equities, indices, global sector and foreign exchange. We aim to make it easy for you to use and integrate our research material based on neuro and evolutionary finance to depict your own investment strategy.

Equity Monitors*

The Equity Monitors contain an analysis of the state of the market, a sample forecast and our conclusion based on this. They serve to define an investment strategy. In addition, we provide a selection of attractive stocks from an equity universe of over 1500 stocks in the form of a focus list. The approach is top-down.

Switzerland	Euro Europe	Whole of Europe	North America	Asia / Pacific
<ul style="list-style-type: none"> • SMI • SPI • SMIM 	<ul style="list-style-type: none"> • AEX Amsterdam • CAC 40 • DJ Euro Stoxx 50 • DJ Euro Stoxx Mid-Caps • IBEX 35 • FTSE MIB 30 	<ul style="list-style-type: none"> • DJ Stoxx 600 comprising overall European market assessment, segmented according to sectors 	<ul style="list-style-type: none"> • DJ Industrial Average • DJ Transport Average • DJ Utilities Average • Nasdaq 100 • Nasdaq Composite • S&P / TSX Canada 	<ul style="list-style-type: none"> • Australia all Ordinaries • Hang Seng Hong Kong • BSE India • Jakarta Composite • FTSE Malaysia • Nikkei 225 • Shanghai A-Share • Shenzhen A-Share • CSI 300 (China) • Singapore Straits Times • KOSPI South Korea • Taipeh Weighted • SET Bangkok-

Content drawing upon the example of Equities Monitor Switzerland

- Infobox on market rating, rate of change, market breadth and structure
- Focus list with additions, deletions and holds
- Overview of indices
- List of individual stocks
- Trends and momentum

The image displays four screenshots of the UNIFINANCE Equity Monitor Switzerland report. The first screenshot shows the 'Market Rating' section with a table of market indicators and a summary of the market's state. The second screenshot shows the 'Focus List' section, which includes a table of individual stocks with their current ratings and recommendations. The third screenshot shows the 'Index Overview' section, providing a detailed look at the performance of various market indices. The fourth screenshot shows the 'Trends and Momentum' section, which includes a table of market trends and a summary of the market's momentum.

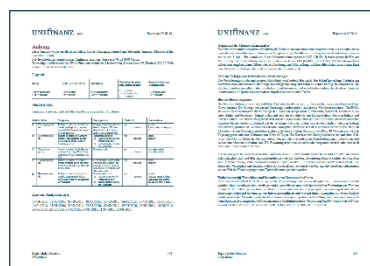

Index Monitors

The Index Monitors contain an analysis of the state of the market, a sample forecast and our conclusion based on this. They serve to define an investment strategy. Individual equities are not addressed. The approach is top-down.

Switzerland	Euro Europe	Whole of Europe	North America	Asia / Pacific
<ul style="list-style-type: none"> • SMI • SPI • SMIM 	<ul style="list-style-type: none"> • AEX Amsterdam • CAC 40 • DJ Euro Stoxx 50 • DJ Euro Stoxx Mid-Caps • IBEX 35 • FTSE MIB 30 	<ul style="list-style-type: none"> • DJ Stoxx 600 comprising overall European market assessment, segmented according to sectors 	<ul style="list-style-type: none"> • DJ Industrial Average • DJ Transport Average • DJ Utilities Average • Nasdaq 100 • Nasdaq Composite • S&P / TSX Canada 	<ul style="list-style-type: none"> • Australia all Ordinaries • Hang Seng Hong Kong • BSE India • Jakarta Composite • FTSE Malaysia • Nikkei 225 • Shanghai A-Share • Shenzhen A-Share • CSI 300 (China) • Singapore Straits Times • KOSPI South Korea • Taipeh Weighted • SET Bangkok

Content drawing upon the example of Equities Monitor Switzerland

- Infobox on market rating, rate of change, market breadth and structure
- Overview of indices
- Trends and momentum



Global Sector Monitor*

With an equity universe of over 1500 stocks, the Global Sector Monitor is broken down into 11 sectors (based on MSCI), subdivided into 68 industries. Each sector contains an analysis of the state of the market, a sample forecast and our conclusion based on this. In addition, we provide a selection of attractive stocks from the respective sectors in the form of a focus list. The approach is bottom-up.

Global Sector Monitor*

- Communication Services
- Consumer Discretionary
- Consumer Staples
- Energy
- Financials
- Health Care
- Industrials
- Information Technology
- Materials
- Utilities

Content, drawing upon the example of Equities Monitor Consumer Discretionary (extract)

- Infobox on market rating, rate of change, market breadth and structure
- Focus list with additions, deletions and holds
- Profile of regions
- Market breadth details
- Industry profiles
- List of individual stocks
- Trends and momentum

<div> <div>UNIFINANZ</div> <div>Report 12/11</div> </div> <div> <div>Global Sector Monitor</div> <div>Consumer Discretionary</div> </div> <div> <div>Market Rating</div> <div>Market Breadth</div> <div>Market Structure</div> </div> <div> <div>Focus List</div> <div>Focus List</div> </div> <div> <div>Focus List</div> <div>Focus List</div> </div>	<div> <div>UNIFINANZ</div> <div>Report 12/11</div> </div> <div> <div>Market Rating</div> <div>Market Breadth</div> <div>Market Structure</div> </div> <div> <div>Focus List</div> <div>Focus List</div> </div> <div> <div>Focus List</div> <div>Focus List</div> </div>	<div> <div>UNIFINANZ</div> <div>Report 12/11</div> </div> <div> <div>Market Rating</div> <div>Market Breadth</div> <div>Market Structure</div> </div> <div> <div>Focus List</div> <div>Focus List</div> </div> <div> <div>Focus List</div> <div>Focus List</div> </div>	<div> <div>UNIFINANZ</div> <div>Report 12/11</div> </div> <div> <div>Market Rating</div> <div>Market Breadth</div> <div>Market Structure</div> </div> <div> <div>Focus List</div> <div>Focus List</div> </div> <div> <div>Focus List</div> <div>Focus List</div> </div>
---	---	---	---

Foreign Exchange Monitor*

In the Foreign Exchange Monitor we assess major currencies relative to the EUR, USD, GBP and JPY. In addition, we also analyse XAU and XAG with the aim of identifying medium-term trends.

Foreign Exchange Monitor*

- EUR/AUD
- EUR/CAD
- EUR/CZK
- EUR/CHF
- EUR/GBP
- EUR/JPY
- EUR/USD
- USD/AUD
- USD/CAD
- USD/CHF
- USD/JPY
- GBP/CHF
- GBP/USD
- JPY/CHF
- Gold
- Silver

Content drawing upon the example of Foreign Exchange Monitor

- Currency profiles with market rating, rate of change
- Trends and momentum

UNITFINANZ

Report 10.01.2020

Foreign Exchange Monitor
EUR, USD, GBP, JPY, XAU, XAG

Das Foreign Exchange Monitor zeigt die Marktsituation der wichtigsten Währungen und Edelmetalle. Die Daten sind täglich aktualisiert und basieren auf den Marktdaten der letzten 24 Stunden. Die Analyse ist in drei Teile gegliedert: 1. Währungsprofile mit Markt rating und Rate of Change, 2. Trends und Momentum, 3. Technische Analyse.

Währung	Markt rating	Rate of Change	Trends	Momentum
EUR/USD	1.2	0.5%	Uptrend	Strong
EUR/GBP	1.1	0.3%	Flat	Weak
EUR/JPY	1.3	0.7%	Downtrend	Strong
EUR/AUD	1.4	0.8%	Uptrend	Strong
EUR/CAD	1.5	0.9%	Uptrend	Strong
EUR/CZK	1.6	1.0%	Uptrend	Strong
EUR/CHF	1.7	1.1%	Uptrend	Strong
USD/AUD	1.8	1.2%	Uptrend	Strong
USD/CAD	1.9	1.3%	Uptrend	Strong
USD/CHF	2.0	1.4%	Uptrend	Strong
USD/JPY	2.1	1.5%	Uptrend	Strong
GBP/CHF	2.2	1.6%	Uptrend	Strong
GBP/USD	2.3	1.7%	Uptrend	Strong
JPY/CHF	2.4	1.8%	Uptrend	Strong
Gold	2.5	1.9%	Uptrend	Strong
Silver	2.6	2.0%	Uptrend	Strong

UNITFINANZ

Report 10.01.2020

Foreign Exchange Monitor
EUR, USD, GBP, JPY, XAU, XAG

Das Foreign Exchange Monitor zeigt die Marktsituation der wichtigsten Währungen und Edelmetalle. Die Daten sind täglich aktualisiert und basieren auf den Marktdaten der letzten 24 Stunden. Die Analyse ist in drei Teile gegliedert: 1. Währungsprofile mit Markt rating und Rate of Change, 2. Trends und Momentum, 3. Technische Analyse.

Währung	Markt rating	Rate of Change	Trends	Momentum
EUR/USD	1.2	0.5%	Uptrend	Strong
EUR/GBP	1.1	0.3%	Flat	Weak
EUR/JPY	1.3	0.7%	Downtrend	Strong
EUR/AUD	1.4	0.8%	Uptrend	Strong
EUR/CAD	1.5	0.9%	Uptrend	Strong
EUR/CZK	1.6	1.0%	Uptrend	Strong
EUR/CHF	1.7	1.1%	Uptrend	Strong
USD/AUD	1.8	1.2%	Uptrend	Strong
USD/CAD	1.9	1.3%	Uptrend	Strong
USD/CHF	2.0	1.4%	Uptrend	Strong
USD/JPY	2.1	1.5%	Uptrend	Strong
GBP/CHF	2.2	1.6%	Uptrend	Strong
GBP/USD	2.3	1.7%	Uptrend	Strong
JPY/CHF	2.4	1.8%	Uptrend	Strong
Gold	2.5	1.9%	Uptrend	Strong
Silver	2.6	2.0%	Uptrend	Strong

The following packages can be subscribed individually or in combination (*all prices upon request*):

«Equity Monitors»*

- ☐ Switzerland
- ☐ Euro Europe
- ☐ Whole of Europe
- ☐ North America
- ☐ Asia / Pacific
- ☐ Complete «Equity Monitors» package

«Index Monitors»

- ☐ Switzerland
- ☐ Euro Europe
- ☐ Whole of Europe
- ☐ North America
- ☐ Asia / Pacific
- ☐ Complete «Index Monitor» package

«Global Sector Monitor»*

- ☐ Complete «Global Sector Monitor» package

«Foreign Exchange Monitor»*

- ☐ Complete «Foreign Exchange Monitor» package

«Complete Monitor»*

- ☐ Complete «Equities, Index, Global Sector & Foreign Exchange Monitor»

Interested? We would be pleased to make you an individual offer, and are looking forward to hearing from you.

*Passionate,
sustainable,
fair and excellent.*

Our principles.

10/10

Research & Monitoring

For more information
on our services please visit
www.unifinanz.li

